



# Georgian Gardens Primary School

## Newsletter Friday 15th November 2024

[www.georgiangardens.co.uk](http://www.georgiangardens.co.uk)



Wow! What a fabulous evening last Friday! The fireworks were amazing. Thank you all for joining in the fun, for spending your money on the stalls and for making it a super event. Early calculations show that we have made around £7500 profit! This is an incredible amount, all of which will go towards our STEAM project in school. This total would not have been possible without the kind sponsorship given to us, once again, by 'Store Property' and 'Euphoria'. Once again, thanks to all who made the evening possible whether it be the preparation, during or clearing up.



Please do remember to use our 'Easyfundraising' page which gives money to us without costing you a penny. Just sign up, nominate our school and when you do online shopping, find your favourite online shop through Easyfundraising and they do the rest!

We have also shared a link to Just giving on our school Facebook group (it should be 'pinned' in featured)—we are really challenging ourselves to complete our Nebula works this year. The page is shown to the left. Unfortunately, you have to use the link rather than search for it on Just Giving. Finally, if you know anyone who knows a company who could sponsor us, please do get in touch!

### Diary Dates:

- Sat 16th Nov 10am-1pm PTA Table Top Craft Fair Please do join us—bring a friend!
- Mon 25th Nov Open Classrooms from 2:45pm
- Wed 27th Nov School Photos
- Fri 29th Nov Y5 trip to Chichester Planetarium
- Thurs 19th Dec Christmas lunch and Christmas jumper day

### Key dates for next year

Open Evening 6pm	Tuesday 19 <sup>th</sup> November (for 2025 starters)		
Parents' Evenings 3:30—6pm	14 <sup>th</sup> / 16 <sup>th</sup> October 2024		26 <sup>th</sup> / 27 <sup>th</sup> Feb
Open Classrooms 2:45—3:30pm	25 <sup>th</sup> November 2024	31 March 2025	23 <sup>rd</sup> June 2025
Nativity 9:30am	9th Dec (YR parents) 10 <sup>th</sup> Dec (Y1 parents) 11 <sup>th</sup> Dec (Y2 parents) 9:30 am		
Sports Day (am KS1 pm KS2)	Thursday 5 <sup>th</sup> June 2025		
Summer Fair 3:15pm	Friday 27 <sup>th</sup> June 2025 tbc		
Y6 production	w/b 14 <sup>th</sup> July 2025		
Y6 presentation eve	Monday 21 <sup>st</sup> July 2025		

### This week's star of the week winners:

- |             |            |  |
|-------------|------------|--|
| 1LG Ronnie  | 1LN Mark   |  |
| 2CA Nicolas | 2LD Alice  |  |
| 3KC Lennie  | 3VW George |  |
| 4RD Erika   | 4TF Amelia |  |
| 5HC Boyd    | 5CT Lucas  |  |
| 6BA Rachel  | 6HB Miriam |  |

### Attendance:

The class with the highest attendance this week: **6BA, 5HC, 5CT, 3KC, 2LD 97%** they get the chance to have 15 minutes extra choice time next week).

The child with 100% attendance this week: **Armin 4TF** chosen by a random generator: —he gets to choose a book from Miss Bowers' selection of prize books.

**Housepoints: 1st Lewes 2nd Bramber 3rd Amberley 4th Arundel**

## When you cross the road remember:

**THINK**  
Find the safest place to cross. Where possible, use a pedestrian crossing.

**STOP**  
Stand on the pavement near the kerb and make sure that you can see the traffic.

**LOOK AND LISTEN**  
Look all around you for traffic and be sure to listen carefully for things you can't see.

**WAIT**  
Wait until it's safe to cross. If traffic is coming, let it pass. If you're not sure, don't cross.

**LOOK AND LISTEN AGAIN**  
When it is safe, walk straight across the road. Don't run. Keep looking and listening.

@capt.org.uk  
 @ChildAccidentPreventionTrust  
 @capt\_charity

child accident prevention trust

**Parking in the local area:** Once again, we have had complaints from local residents about parking across drives, road etiquette, blocking of junctions and poor driving. We urge you to please drive carefully and show consideration to our neighbours.

**Road Safety:** In assembly on Monday we shall be looking at road safety. Please do ask the children about what they have learnt and reinforce the principles 'green cross code' when you are out and about.

**Grapes:**

Many of you will be aware of the dangers of giving whole grapes to a child. There is a very real risk that a child will choke when eating a grape.

To avoid this, we urge you to cut up the grape (longways) into at least halves. It is even better if they are cut into quarters, especially for the younger children.



Thank you very much with your co-operation with this matter.



**Y1 Received a Letter:**

Year 1 children have recently written to 'Jump Start Jonny' (an online fitness expert who is used for aerobic sessions). They were very excited today to receive a reply! It is possible to see some of his 'free to view' content on his website—maybe get the family together for some routines in the lounge!

[Jumpstartjonny.co.uk](http://Jumpstartjonny.co.uk)



**Parent Survey Feedback:**

Each week we will be giving a response in the newsletter to one of the questions which was asked in the parent survey before the summer holiday.

'The school has high expectations for my child.'

You said...

79% agreed that we do have high expectations however 18% said that they did not know.

We will always...

- In recent years clear and detailed planning progression documents for all subjects have been written to ensure that all staff are planning appropriately challenging learning.
- New curriculum pathway posters for foundation subjects are displayed around school as a visual reminder of content of learning for children and visitors. These are available to view on the school website.
- Regular training is held for staff on how to ensure children are challenged in all subjects.
- Subject leaders and the Senior Leadership team undertake rigorous monitoring of lessons, planning and children's work to ensure expectations and standards are consistently high.
- Our school Governing Body and consultants for West Sussex County Council hold the leadership team to account for ensuring there are high expectations for children.

TOMORROW! Please do come and bring a friend! Bring cash!





Snapshot of the week:




Y4 Changing the interface of the games they have coded on Scratch to individualise and make more appealing..



Y3 learnt about what a landmark is and found out about some of the most famous ones in The UK. They thought about questions they'd like to find out the answer to relating to the different landmarks. After they'd written these, they used factfiles and project loan books to search for the information which would answer their questions. They used highlighters and post~ its to annotate key facts and write down what they'd found out.



Year 1 have been using objects and part, part, whole models to help them to subtract.



Y6—As part of their work on fractions, they used strips of paper to make them into bars. They then split them into sections according to the denominator, and could then order them. They know that when the numerator is the same, the smaller the denominator, the greater the fraction.



**Fireworks:**

